



Homeowners Information Package

RAYWAL
KITCHENS



Raywal Kitchens has been satisfying the many needs of our customers with quality, stylish and functional cabinets since 1954. We have prepared this guide to help you take proper care of your investment so your Raywal cabinets will retain their beauty over the years.



www.raywal.com

Kitchen Care - Cabinets should be treated like fine furniture

Cabinets:

When cleaning:

- Use only mild, non-abrasive soap and a damp cotton cloth, never harsh chemical cleaners or bleaches.
- Use a "blotting" action rather than a wiping motion when cleaning your cabinets.
- Don't use too much water. Excess water use can damage your cabinets and is not covered under your warranty.

Note:

- Don't drape damp cloths or dishtowels over cabinet doors. The moisture can cause permanent peeling and discoloration.
- Excessive home humidity may warp cabinet doors.
- Smoke from cigarettes or pipes may discolour cabinets.

Thermofoil Cabinets:

- Most non-abrasive household cleaners are ideal for these surfaces. Don't use abrasive cleaners or those with acetone, ethyl alcohol, mineral oils or harsh solvents such as turpentine which may break down cabinet edge bonds.
- Heat can damage Thermofoil cabinets. When using heat producing appliances, such as ovens, open all doors and drawer fronts around the appliance to avoid damage.

Glass Door Cabinets:

- Use a household glass cleaner sprayed directly on a clean, soft cloth.
- Don't let excess glass cleaner run into cabinet joints.
- Don't use cleaners containing sodium hydrochloride, phosphoric acid or sulfur.

Countertops:

When Cleaning:

- Use a mild soap and water solution.
- Rinse with clean water and dry immediately.
- Don't use cleaners containing harsh chemicals such as ammonia, bleach, or abrasive household cleaners.
- To avoid discoloration and water damage, do not allow water to sit on your counter top.


Note:

- Don't place hot pots or pans directly on your counter top. The heat may discolour or burn the counter top.
- Don't place appliances that generate condensation – such as kettles, coffee makers, deep fryers – directly over counter-top joints.
- Make sure your stove is flush or above the edge of the counter top. This will prevent peeling and bubbling of the laminate. Note that heat escaping through the sides of a self-cleaning oven can damage the counter.
- Keep the laminate joints of your counter top dry. Extended exposure to water or dampness could cause the joints to split and the laminate to lift.

Aligning your Cabinets Doors and Drawer Fronts

New homes settle in the first year. This may cause misalignment of your cabinet doors and drawer fronts. Here's how to realign them:

Doors - follow these diagrams:



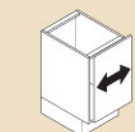
Assembly

Height adjustment

Side adjustment

Depth adjustment

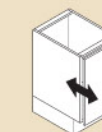
Removal



Max \pm 3mm
See Mounting Plates

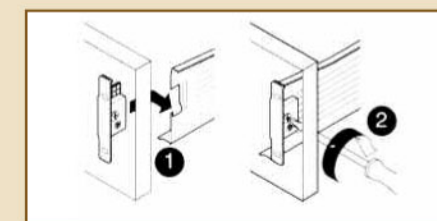


\pm 2mm

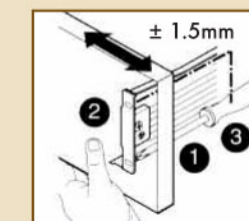


+ 3mm
- 1mm

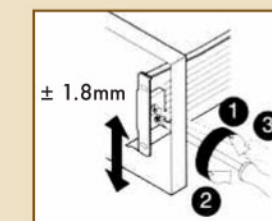
Drawer Fronts - follow these diagrams:



Front Assembly
1. Insert front bracket
2. Tighten Screw



Side Adjustment
1. Release screws
2. Adjust front
3. Tighten screws



Height Adjustment
1. Release upper screw
2. Adjust front (cam)
3. Tighten screws



Raywal Kitchens Head Office:

68 Green Lane
Thornhill, Ontario
L3T 6K8

(T) 905-889-6243
(F) 416-733-7629

info@raywal.com
www.raywal.com

Regional Offices:

Ajax:	(T) 905-427-4009 (F) 905-427-4267
Barrie:	(T) 705-739-1889 (F) 705-739-1214
London:	(T) 519-473-0259 (F) 519-473-8873
Niagara Falls:	(T) 905-354 8506 (F) 905-354 5851
Ottawa:	(T) 613-224-8564 (F) 613-224-1246
Waterloo/Kitchener:	(T) 519-725-1403 (F) 519-725-4419
Windsor:	(T) 519-974-3837 (F) 519-974-8863



Raywal meets the strict kitchen construction guidelines set forth by the Canadian Kitchen Cabinet Association (CKCA) and the Kitchen Cabinet Manufacturers Associations (KCMA).

Raywal Kitchens Terms & Conditions:

Raywal guarantees its cabinets against all defects in material and workmanship for one year from the date of delivery, or installation for the original consumer purchaser. All hinges and drawer slides have a lifetime warranty.

Under the one-year warranty, Raywal, at its discretion, will repair or replace any part or component which fails under normal care and use. This warranty does not cover damage caused by abuse, misuse or normal wear and tear.

Natural woods may vary in colour and characteristic and may change subtly as they age. Sunlight, smoke, household cleaners and other environmental factors may alter the colour over time. These colour variations result from the nature of the material and the environment it is in and are not covered under warranty.

Aging affects the colour and grain of wood cabinets. As a result, if we have to replace cabinet components, we cannot guarantee the replacements will match exactly the finish and appearance of the original cabinets.

House settling may cause misalignment of doors and drawers, the separation of counter top caulking from the wall, or the opening of counter top seams. These conditions

result from the natural settling process and are not covered by warranty.

Thermofoil doors are warranted for one year against yellowing, delaminating, or any apparent or hidden defect that might affect the quality or cause premature deterioration.

Water damage, discolouration or burns from negligence, improper maintenance, or dampness including condensation caused by improper ventilation are not under warranty.

During the warranty period call your local Raywal Service Department if you notice your counter top joints separating. Following the warranty, this maintenance is your responsibility.

Raywal is excluded and is not responsible for any consequential or incidental damages or for any alleged breach of any expressed, written or implied warranty. These limitations may be overridden by specific legislation in some jurisdictions regarding warranties and therefore your rights under this warranty may vary from jurisdiction to jurisdiction.