



# Steps



**7432** Two-Seat  
**7436** 90° Corner Seat  
**7431** One-Seat  
**7339R** Right Arm  
Expo 967 Viola

Goes Great with Work.®



# Our most versatile modular seating collection

**Steps** modular lounge seating components can be configured, expanded and reconfigured as your business grows and changes. Every component is a seating module, ensuring maximum seating capacity and optimum space-efficiency in your facilities. Plus, seat/back modules are field replaceable, offering renewability down the road.

Full-to-the-floor bases are available in fully upholstered or black finish versions.

All units are shipped with metal fasteners pre-bored into the seat frames (nuts/bolts supplied). Metal-to-metal connection enhances long term reconfigurability.

## Steps Black Bases

Even more modest in price, **Steps-Black Base** models offer high-quality construction, materials and performance. Bases feature radius corners, sensitive to waiting areas where children may frequent. Black, textured finish helps limit wear.



**7431BLK**  
One-Seat Module  
Replay WC790-006  
Granite

## Steps Upholstered Bases

**7436**  
90° Corner Seat  
Module  
Structure  
286-014 Danube



The 90° **Corner Unit** can connect with seat modules on either side. Diagonal front increases leg room; diagonal back enhances lumbar


support and comfort. In corner applications, the open area behind the unit can accommodate a lamp, plant, etc.

## Arm Options

All **Steps** units are available with left or right (facing) arms. Also available assembled.



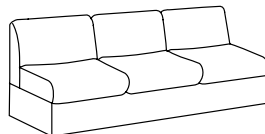
**7441** Lounge Chair  
Structure 286-014 Danube



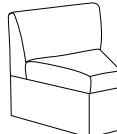
**One-Seat**  
25"W x 28.5"D  
Uph. Base 7431  
Black Base 7431BLK



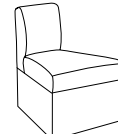
**Two-Seat**  
50"W x 28.5"D  
Uph. Base 7432  
Black Base 7432BLK



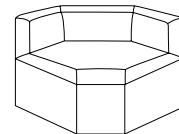
**Three-Seat**  
74"W x 28.5"D  
Uph. Base 7433  
Black Base 7433BLK



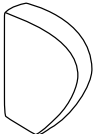
**45° Wedge**  
27.5"W x 26"D  
Uph. Base 7435  
Black Base 7435BLK



**45° Inverted Wedge**  
27.5"W x 26"D  
Uph. Base 7434  
Black Base 7434BLK



**90° Corner Unit**  
38"W x 38"D  
Uph. Base 7436  
Black Base 7436BLK



**Arms**  
4.5"W x 23.5"D  
7339L (facing)  
7339R (facing)

On Front:

- 7432** Two-Seat
  - 7436** 90° Corner Seat
  - 7431** One-Seat
  - 7339R** Right Arm
- Expo 967 Viola



All HPFI® seating available in several finishes and over 60 upholstery options at industry-leading Quick Ship lead times. Dimensions listed are width/depth/height overall. Reference current price list for complete descriptions. Specifications subject to change without notice.

