



Scoop Contemporary



1071 Executive Swivel
Kinetic 811 Ruby



1077 Management Swivel
Kinetic 811 Ruby

Goes Great with Work.®



WOOD ARMS/BASE

Enhance any **Scoop** model with the natural beauty of wood. Choose from several wood finishes and coordinate with HPFI® casegoods. Wood arms are formed to shape. Five-star bases feature metal understructure with wood caps. All Scoop seating available in an extensive selection of fabrics, vinyls and leathers; ask about our full-color, full-reference Upholsteries Catalog.



1007 Management Swivel
WC Windsor Cherry
Sketch 812 Carbon



1001 Executive Swivel
WC Windsor Cherry
Sketch 812 Carbon



Casegoods and Tables are available in a variety of styles, sizes, colors and selections to complete your business environment.

ORIGINAL BACK

Scoop Original non-stitched back features unique body-form shape and built-in lumbar support for long-term comfort while working. Waterfall front seat edges promote proper circulation. All models available in original or channel back style.



1004 Sled Base Guest
MAH Mahogany
Precision 498 Black
T1005 Connecting Table
MAH Mahogany

BLACK ARMS/BASE

Complement contemporary environments with **Scoop** seating in black finish. Lightly textured, urethane arms offer scratch resistance. Nylon-reinforced, five-prong base includes dual-wheel carpet casters. Coordinate with guest chairs in Black (BLK) wood finish.

1097 Management Swivel
Prism 741 Brick



Pneumatic Lift provides easy-operation seat-height adjustment. Standard on all swivel tilt chairs!



1114 Sled Base Guest
OAK Medium Oak
Ashley 26 Aubergine
T1005 Connecting Table
OAK Medium Oak

CHANNEL BACK

The **Scoop** Channel back features the same body-form shape, built-in lumbar and waterfall front seat edges, promoting proper support and comfort...plus unique vertical stitching! All models available with Channel or Original back style.



Multiple Seating Unit

Excellent for waiting areas, **Scoop** guest chairs can be pre-configured (up to 4 chairs) using common arm design, resulting in maximum seating in minimum space. Multiple seating units ship assembled.

1003CCCC

OAK Medium Oak
Foundation 10 350-034 Parade Blue

Original Back

Channel Back






1001 Executive Swivel Tilt with Wood Arms/Base (shown)
1071 Executive Swivel Tilt with Black Arms/Base

1007 Management Swivel Tilt with Wood Arms/Base (shown)
1077 Management Swivel Tilt with Black Arms/Base

1091 Executive Swivel Tilt with Black Arms/Base (shown)
1111 Executive Swivel Tilt with Wood Arms/Base

1097 Management Swivel Tilt with Black Arms/Base (shown)
1117 Management Swivel Tilt with Wood Arms/Base



1003 Arm Chair with Wood Finish

1004 Sled Base Arm Chair with Wood Finish

1093 Arm Chair with Black Finish (shown)
1113 Arm Chair with Wood Finish

1094 Sled Base Arm Chair with Black Finish (shown)
1114 Sled Base Arm Chair with Wood Finish



All HPFI® seating is available in several finishes and over 60 upholstery options at industry leading Quick Ship lead times. Ask your HPFI Representative for details. Reference current price list for complete descriptions. Specifications subject to change without notice.

