



# Hyperwork



Goes Great with Work.®





New MultiFile cabinets, credenzas and returns feature box, file and lateral file drawers plus Hot Projects Access.



Double Full Pedestal Bow Front Desk with Aluminum/Frosted Modesty Panel  
**HDE701BF2BF**



Overhead with 4 Aluminum/Frosted Doors  
**HWE737AD**



Right 3-In-1 Storage  
**HDE65TR**

**Hyperwork** presents an extensive collection of nearly 400 modular components offering high-quality and high-value caseloads for all areas of your fast-paced business environment. Solutions include freestanding units, L and U units, reception stations, conference furnishings and storage/filing options. You can also create shared station and multiple station configurations for the most space-efficient, cost-efficient office layout. All offer superior quality construction, multiple features and contemporary design options.

When it comes to outfitting an office environment that can work as hard as you do - there is no better option than **Hyperwork**.

For a dramatic new look, mix black laminate units with oval nickel pulls. Add a desk with an aluminum/frosted modesty panel and overhead with aluminum/frosted doors.



# Hyperwork

Thick, AdvantEdge banding provides durability for the rigors of today's businesses. Technologically advanced manufacturing secures and shapes banding to produce durable, soft-roll edges.

HWWC721L  
HWWC450R  
HWWC346  
HWWC737  
HWWC65STOR  
1621



**Case-In-Shell**  
construction creates double-wall case rigidity as well as pedestal modularity for future flexibility.



**Steel Leveler Plate**  
laterally supports leg leveler and protects end panel. Levelers 7/16"-wrench adjustable while desk rests on floor.



**Support Leg Grommet**  
allows convenient pass-thru for concealed routing of wires under the worksurface.

**HWWC720B  
HWWC744  
HWWC737  
HWWC426  
1231**



# Hyperwork

Communication is one of the keys to success and a comfortable and efficient meeting room can make that communications seem effortless. Select from a host of **conference room** pieces to help presenters and attendees work at maximum efficiency.




**HWFMGPRT7236**  
**HWFMG5AV**  
**HWFMGP2248**  
**1237**



**HWWCMTB**  
Mobile Teaming Board  
Windsor Cherry  
49" x 24" x 72"



**HWFMLS46**  
Standing Lectern  
Natural Maple  
24" x 14" x 46"



**HWFMMB**  
Marker Board  
Natural Maple  
48" x 48"



**Contour Solutions**

**Curved Corner Desk** allows face-forward computer use while providing easy computer pullup and full access to worksurface. Use with asymmetrical bridges or shells featuring a 19" connection. Shown with asymmetrical bridge, lateral file credenza, overhead storage unit with doors and paper storage compartments and 14"-high tack board.



**HEFM462R**  
**HWM495L**  
**HEFM733L**  
**HEFM738**  
**331YM30AL**

**Curved Corner Bookcases** enhance contemporary design and architectural appearance for unique office appeal. Shown with bow front full-pedestal desk, lateral file/bookcase credenza and overhead storage unit with doors and paper storage compartments.



**HEFM720B**  
**HEFMBK733L**  
**HEFM738**  
**HWFMCB65**  
**3901**

# Hyperwork



Black filing hardware ships pre-installed with fixed front-to-back rails and adjustable side-to-side rails.

**Contour Solutions**

Corner Modules combine with asymmetrical shells to create a contoured cockpit that provides easy computer pullup and full access to worksurface. Select 36" x 36" or 42" x 42" corner modules with multiple sizes of asymmetrical shells. Shown with asymmetrical shells, spanner island, corner hutches, accessory wall and accessories, mobile and utility pedestals.

- HWWCGP448(2)**
- HWWCGP193624L(2)**
- HWWCGP193624R(2)**
- HWWCST48**
- HWWCCH7236L**
- HWWCCH7236R**
- HWWC21R**
- HWWCUPL**
- 330FM30AT(2)**



HWWC7230L  
HWWC2442R




### Features & Functions

- Nearly 400 modular components maximize design flexibility
- Full modesty panels for privacy, aesthetics
- Returns and credenzas feature 24" deep surfaces for optimum workspace
- Choice of full or 3/4 individually-locking pedestals
- Brushed Chrome, Ebony, Oval Nickel or Bright Brass drawer/door pulls
- Generous filing/storage with 20" deep drawers
- Pre-installed Black filing hardware for legal and/or letter filing
- Smooth-action, captive ball-bearing slides on all drawers
- Heavy-duty, full-extension slides on all file drawers
- Progressive-action slides on lateral file drawers
- Wire management standard on corner desks, corner modules, extended corners, returns, asymmetrical shells, rectangular shells and credenzas
- Optional center drawers, keyboard platforms and articulating keyboard trays



Reception Stations feature full-height privacy panels (41" high) and bow top transaction counter.



HWWC799  
HWWC450L  
HWWC346  
HWWC717  
3277

**Computer Corner Desk** features standard keyboard platform. Shown with 3/4 box/file pedestals and a 36" wide x 24" deep Compact Return, this L-shape station provides optimum workspace in a concise 72" x 72" footprint.



HWFMGP451R  
HWFMGP452L



## Mobile Solutions



**HWFM2248**  
Mobile Server Credenza  
Natural Maple



**HWFMP2224**  
Mobile Server Cart  
Natural Maple/Graphite



**HWWCMMS**  
Mobile Media Stand  
Windsor Cherry

## Filing Solutions



**HWWCGP346**  
Two-Drawer Lateral File  
Windsor Cherry/Graphite



**HWWC2DLF**  
Two-Drawer Legal File  
Windsor Cherry

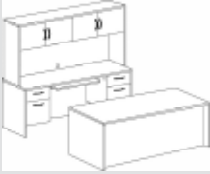






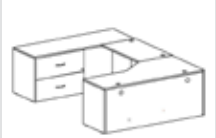




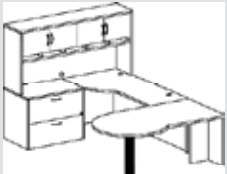
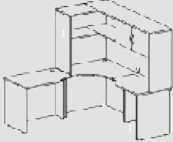
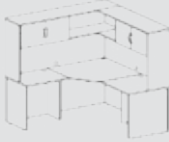



**HWWC426**  
Four-Drawer Lateral File  
Windsor Cherry

Note: Three-Drawer Lateral File also available H\_\_3036



# Typical Configurations

 <p><b>GROUP1</b> Consists of: H_720 H_744 H_737</p> <p>72"W x 108"D x 65.5"H</p>	 <p><b>GROUP2</b> Consists of: H_720B H_733 H_737</p> <p>72"W x 108"D x 65.5"H</p>	 <p><b>GROUP3</b> Consists of: H_721(R/L) H_722(L/R)</p> <p>72"W x 84"D x 29"H</p>	 <p><b>GROUP4</b> Consists of: H_451(L/R) H_452(R/L)</p> <p>72"W x 72"D x 29"H</p>
 <p><b>GROUP5</b> Consists of: H_462(R/L) HW_496(L/R) H_733(L/R) H_738</p> <p>72"W x 114"D x 65.5"H</p>	 <p><b>GROUP6</b> Consists of: H_651(R/L) HW_484 H_625(L/R)</p> <p>66"W x 96"D x 29"H</p>	 <p><b>GROUP7</b> Consists of: H_721(R/L) HW_485 H_725(L/R) H_737</p> <p>72"W x 108"D x 65.5"H</p>	 <p><b>GROUP8</b> Consists of: H_451(R/L) HW_485 H_733(L/R)</p> <p>72"W x 108"D x 29"H</p>
 <p><b>GROUP9</b> Consists of: H_451(R/L) HW_485 H_733(L/R) H_738</p> <p>72"W x 108"D x 65.5"H</p>	 <p><b>GROUP10</b> Consists of: H_797 H_725(L/R)</p> <p>96"W x 72"D x 29"H</p>	 <p><b>GROUP11</b> Consists of: H_797 H_725(L/R) H_717</p> <p>96"W x 72"D x 65.5"H</p>	 <p><b>GROUP12</b> Consists of: H_799 H_485 H_725(L/R) H_737</p> <p>72"W x 108"D x 65.5"H</p>
 <p><b>GROUP14</b> Consists of: H_899(R/L) H_450(L/R) H_346 H_738</p> <p>72"W x 114"D x 65.5"H</p>	 <p><b>GROUP15</b> Consists of: HW_448 HW_193624(L/R) HW_193624(R/L) H_CH7236(L/R)</p> <p>72"W x 72"D x 65.5"H</p>	 <p><b>GROUP16</b> Consists of: HW_44930(L/R) HW_RS3030(L/R) HW_RS2430(R/L) H_CH7272</p> <p>72"W x 72"D x 65.5"H</p>	 <p><b>GROUP17</b> Consists of: H_701BF2BF H_735(L/R) HW_737AD H_65TL H_65TR</p> <p>120"W x 108"D x 65.5"H</p>



## Wood Grains



FM Natural Maple



AP Aspen



PW Pearwood



WC Windsor Cherry



M Mahogany



O Oak




X Espresso




CC Classic Cherry

**Finishes.** Finishes are available in monochrome or two-tone combinations for design flexibility. Consult your HPFI Representative for application and availability information. Above color references professionally developed for accuracy; colors may vary from actual due to printing processes.

## Solids & Patterns



E Black



GP Graphite



G Grey

## Pulls



W Chrome



E Ebony



B Bright Brass



D Oval Nickel

Sleek, curvilinear drawer/door pulls are made of solid metal and available in Brushed Chrome (W), Ebony (E), Bright Brass (B) or Oval Nickel (D) for design flexibility.

