



General Services Administration
OFFICE FURNITURE
Buyers Guide

Veteran Owned
Small Business Certified
Made in USA

Schedule Title: Office Furniture
FSC Group 71, Part 1
Contract Number: GS-28F-0015P
Cage Code: 8J857
Duns: 00-322-5620
Contract Period: January 8, 2004 to January 7, 2009

Contractor: High Point Furniture Industries
Address: 1104 Bedford Street
High Point, NC 27263
Telephone: 1.800.948.6871
Fax: 1.336.434.5280
Web: www.hpfi.com

Business Size: Small, Veteran Owned

VITALITY



Wire Management



Reverse Coped Edges & Common Grain Direction



Writing Shelves on Full Pedestal Desks



Locking Pedestals & Pre-installed Filing Hardware



*Mahogany/Silver Pulls
72W x 108D x 65.5H
VWM721RB2BF
VM485
VWM725LF
VWM737*

Shown with 1211

Vitality offers elegant, breakfront design with executive-width, full-to-floor pedestals. 3/4 pedestal version features straight modesty panels and case-in-shell construction providing value solutions for many other areas. All are available in two finish and three pull options. Solid hardwood edges are finished to complement high-gloss, high-pressure laminate worksurfaces. Coordinating conference tables and reception stations available.



*Reception Station
Windsor Cherry/Antique Brass Pulls
66W x 78D x 43H
VAWC651R2BF
VAWC722LF
VWC610
VWC611L*



*Windsor Cherry
Silver Pulls
VWWC720B
VWWC704
VWWC737*


Shown with 1831

Guest chair shown is no longer available

ELEVATION

Architectural forms, modern colors

Elevation features raised-pedestals on 3.5" high steel legs with 1" height adjustability. Floating worksurfaces create architectural overhangs useful for quick conferencing (8" on front of a 72" x 36" desk). Select 1" or 1.5" thick worksurfaces with same or contrasting laminate pedestals. Choose from an array of thermally fused laminates with matching, heavy-duty 3mm PVC edges; selections coordinate with Atlas, Hyperwork, Agility and Uniwork series.



One or Two-Color
Laminate Combinations
Available



*Pearwood/Black
Ebony Pulls
72W x 108D x 65H
EEPWE721LB
EPW485
EEPWE733R
EEPWE737*

Shown with 751



Standard box/box/file pedestals include locking and pre-installed filing hardware. Smooth-action steel ball-bearing slides on all drawers; full extension on file drawers. Open pedestal in connection corners of L and U units expands storage area, great for CPUs, handbags, gym bags, etc.



1.5" Thick Tops Available
in Windsor Cherry, Natural Maple,
Aspen and Mahogany



*Windsor Cherry/Grey
Brushed Chrome Pulls
E2WWCG720
E2WWCG704
E2WWCG737F*

Shown with 1231

ATLAS




*Windsor Cherry/Brushed Chrome Pulls
A1WWC720B
A1WWCBK733R
A1WWC738
A1WCCB65 (2)*

Shown with 121

Modularity equals flexibility

With 200+ modular components, **Atlas** can be configured to varying building structures, private and/or open office designs tailored to individual preferences. All tops are 1.5" thick for executive style. Choose 3/4 or full-height pedestals with standard locking, pre-installed legal/letter filing and smooth-action, steel ball-bearing drawer slides. Need more? See the coordinating Hyperwork collection. Plus, all Atlas laminate colors coordinate with the Elevation, Hyperwork, Agility and Uniwork series.



1.5" thick tops with reed-style edge on working and approach sides are standard. All edges are AdvantEdge 3mm PVC for superior impact resistance and long-term durability.



*A1WWCGP346
Windsor Cherry/Graphite
Brushed Chrome Pulls*



AP



FM



WC



M

Top/Base Color Options

AP - *Aspen*

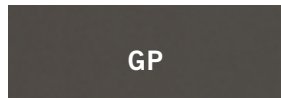
FM - *Natural Maple*

WC - *Windsor Cherry*


M - *Mahogany*



X



GP



E



G

Base Color Options

X - *Espresso*

GP - *Graphite*

E - *Black*

G - *Grey*

CC - *Classic Cherry*

PW - *Pearwood*


O - *Oak*



CC



PW



O


*Natural Maple
Ebony Pulls
72W/108W x 108D x 66.5H
A1EFM462L
A1FM495R
A1EFM733R
A1EFM738
A1EFM65STOR*

Shown with 3901




Guest chairs
shown are no
longer available

HYPERWORK



Natural Maple/Ebony Pulls
 72W x 108D x 65.5H
 HEFM462R
 HWFM495L
 HEFM733L
 HEFM738
 HWTB1472/675

Shown with 331FM30AL



Workspaces for faster work paces

With 300+ modular components plus multiple laminate and pull options, **Hyperwork** provides maximum flexibility in the design and layout of today's fast-paced business environments. Choose 3/4 or full-height pedestals with standard locking, pre-installed legal/letter filing and smooth-action, steel ball-bearing drawer slides. Choose one or two-tone units from a palette of modern laminates that coordinate with the Elevation, Atlas, Agility and Uniwork series.



Reception Station
 72W x 78D x 42H
 HWWC7230L
 HWWC2442R

*Black
Oval Nickel Pulls
HDE701BF2BF
HDE735L
HWE737AD
HDE65TL
HDE65TR*

Shown with 751



*Double Workstation
144W x 96D x 65.5H
Windsor Cherry/Graphite
Brushed Chrome Pulls*

Shown with 321SM30AT

*HWWCGP448(2)
HWWCGP193624L(2)
HWWCGP193624R(2)
HWWCST48*

*HWWCCH7236L
HWWCCH7236R
HWWC21R
HWWCUPL*



AGILITY



Aspen/Ebony Pulls
72W x 108D x 65.5H
GAP720B
HWAP485
GAP724
GEAPGPUP2BF
GEAPGPULF
HEAP738

Shown with 751



GAP720B



GEAPGPUP2BF

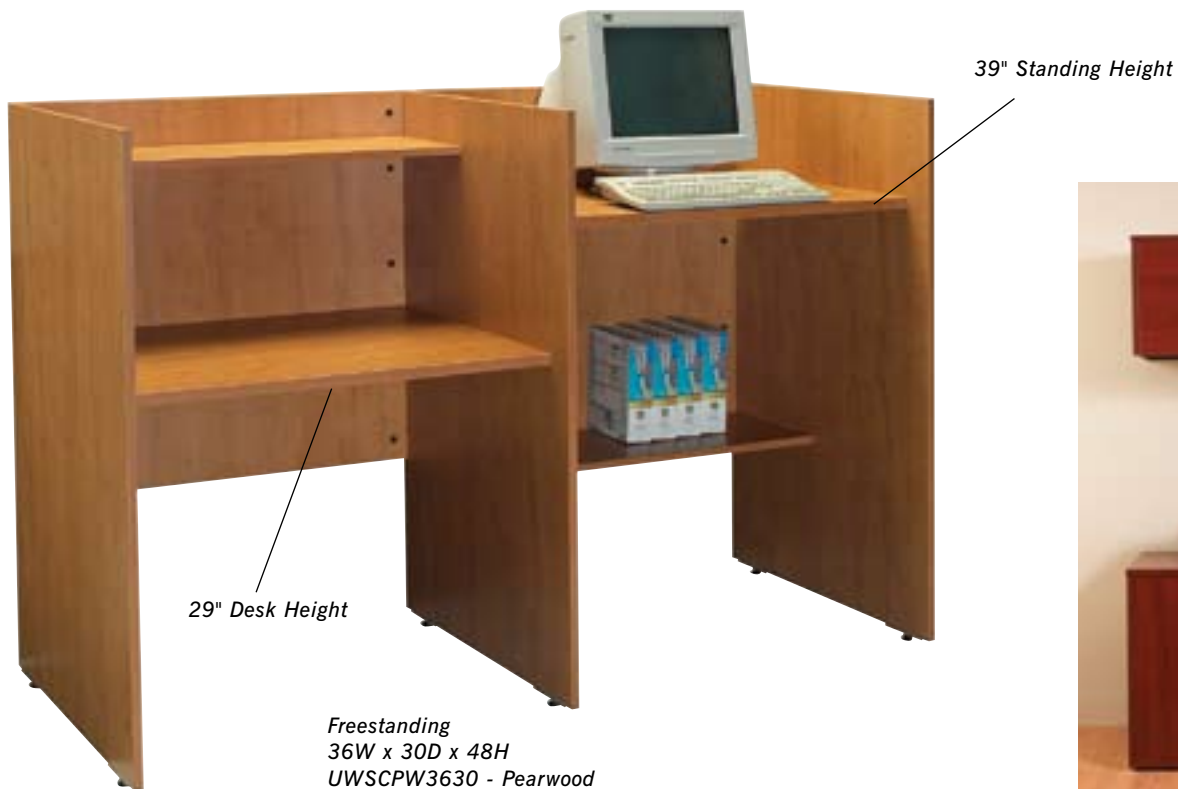


GEAPGPUPF



GEAPGPULF

Agility non-handed casegoods provide the ultimate in long-term flexibility and reconfigurability, so you can realize time and money savings with every office move. You may never unload/reload a pedestal again! Desk, return and credenza shells ship flat-packed. Wrench adjustable leveling glides with steel supports. Pedestals ship fully assembled and are freestanding for instant relocation at any time. All pedestals include a Graphite case and finished top, pre-installed legal/letter filing and smooth-action, steel ball-bearing drawer slides. Choose laminates and pulls to coordinate with the Elevation, Atlas, Hyperwork and Uniwork series.



29" Desk Height

39" Standing Height

Freestanding
 36W x 30D x 48H
 UWSCPW3630 - Pearwood
 Add-On
 35W x 30D x 48H
 UWSCPW3630A - Pearwood



UWWC337FDW
 HWWC732

Anywhere workstations

From libraries to computer rooms and offices to healthcare facilities, the **3-IN-1 MultiCarrel** works anywhere! Worksurfaces can be installed at desk (29"), wheelchair (32") and standing (39") heights. Additional bookshelf included. Cord manager and pass-thru cutouts plus wire channel provide extensive computer capability. **Wall Mount Overheads** ship fully assembled and mount anywhere to free worksurface space. Choose from several thermally fused laminates with AdvantEdge 3mm PVC edges to coordinate with the Elevation, Atlas, Hyperwork and Agility series.




32" Wheelchair Height




Cord manager cutouts
 in worksurface and
 shelf standard

Classic design

2200 Series blends classic eight-way radius design with outstanding value. Solid wood end rails are shaped with compound radius corners. Extensive wire management grommets for computer capability. Full and $\frac{3}{4}$ pedestals available. Wrench adjustable leveling glides with steel supports. New multifile pedestals with hot projects file! Choose Mahogany, Windsor Cherry, Medium Oak or Walnut.



Soft corners and shaped edges for contemporary or transitional style



Reverse coped edges on connecting ends of bridges and returns



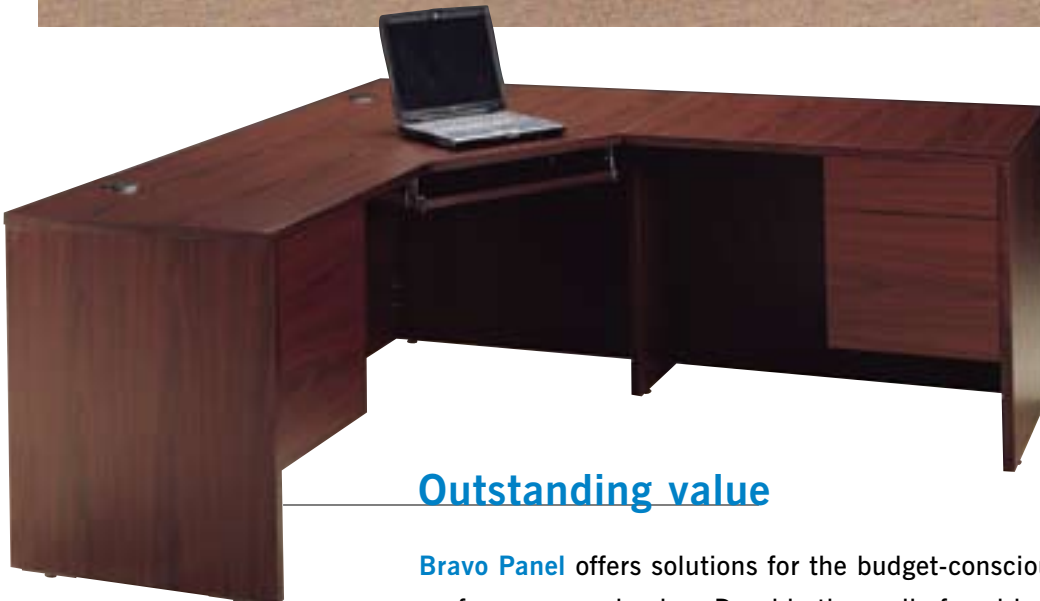
*Windsor Cherry
FRWC2225
FRWC2264
FRWC2278
FRWC65STOR
FRWC65*

Shown with 1271



Natural Maple
72W x 108D x 65.5H
BPFM721RB
BPFM485
BPFM725L
BPFM737

Shown with 3901



Mahogany
72W x 72D x 29H
BPM451L
BPM452R

Outstanding value


Bravo Panel offers solutions for the budget-conscious, built with integrity for lasting performance and value. Durable thermally fused laminates. Full and $\frac{3}{4}$ pedestals available; all include 5-sided drawers with steel ball-bearing suspensions. Wrench adjustable leveling glides with steel supports. Extensive range of models for multiple office applications. Choose Natural Maple, Medium Oak, Mahogany, Walnut or Grey.

BEDFORD



Mahogany
72W x 108D x 77H
TRM3048ARH
TRM3041
TRM3075L
TRM3071

Shown with 4057 & 4053



Influence of generations

Bedford brings old world excellence to the modern office with a complete collection of office, conference and reception solutions. High-gloss, high-pressure laminate tops have solid hardwood edges. Bridges and returns feature common

grain direction and reverse coped edges. Breakfront pedestal design accented with picture-frame molding and double-rosette metal pulls. Modern function with pencil/box/file drawers, writing shelves, full-extension file drawers,

pre-installed legal/letter filing hardware and smooth-action, steel ball-bearing drawer slides. Multiple accessory pieces, such as wardrobes, wall units and bookcases have a 77" vertical height with solid hardwood crown molding.

BEDFORD



TRMTOCT48
48" Octagonal with Square Base
Mahogany
Shown with 4016



Windsor Cherry
Computer Corner L Unit
72W x 72D x 29H
TRWC3451R
TRWC3452L
Credenza/Hutch
72W x 24D x 77H
TRWC3072
TRWC3068

Shown with 321USM



Windsor Cherry
Reception Station
66W x 78D x 43H
TRWC3045ARH
TRWC3048BLH
TRWC3010
TRWC3011L

Shown with 321USM



Reception Station
 Mahogany
 66W x 78D x 43H
 WYM651L
 WYM722R
 WYM610
 WYM611R

Mahogany
 72W x 108D x 66H
 WYM721L
 WYM485
 WYM725R
 WYM737

Shown with 4121



Traditional values

Wyndham matches high quality, traditional style with budget-conscious value. Packed with features such as full-extension file drawers, pre-installed legal/letter filing and smooth-action, steel ball-bearing drawer slides, Wyndham makes a smart business decision. Choose Mahogany or Medium Oak thermally fused laminate with traditionally-shaped wood edges and picture-frame molding.



Mahogany
 WYM719
 WYMCPR744
 WYM737
 WYM346
 WYM65

Shown with 4121



High Point Furniture Industries, Inc.
1104 Bedford Street, High Point, North Carolina 27263
Phone: 1.800.948.6871
Fax: 336.434.5280
www.hpfi.com
Specifications subject to change without notice.