
Arrowood

3100 Series

Arrowood 3100

PRODUCT SPECIFICATIONS

FINISHES

- MH Mocha
- CW Cordovan
- MC Amber
- AC Autumn
- HN Honey

TOPS

- 1³/₁₆" slipmatched cherry and maple veneer
- 1³/₁₆" bookmatched walnut veneer or HPL (High Pressure Laminate)
- Mitered wood rim
- Grain direction runs left to right unless noted

CHASSIS CONSTRUCTION

- Veneer chassis fastened by screws, glue and hardwood cleats
- Full and ³/₄ pedestal options
- ³/₄ modesty panels on HPL top ³/₄ pedestal only. Other versions have full modesty panels
- ³/₄" thick modesty panels
- 1¹/₁₆" thick end panels
- Units feature semi-finished backs (fully stained with some exposed hardware) unless noted
- Standard leveling glides
- Grain direction runs vertical on all modesty panels

DRAWER INTERIORS

- Drawers feature five-sided construction allowing for easy removal of drawer fronts
- Sides, back and front are woodgrain vinyl wrapped, ¹/₂" thick
- Drawer fronts are 3 ply construction with matched woodgrain
- See interior drawer dimensions below

DRAWER SUSPENSIONS AND FILING

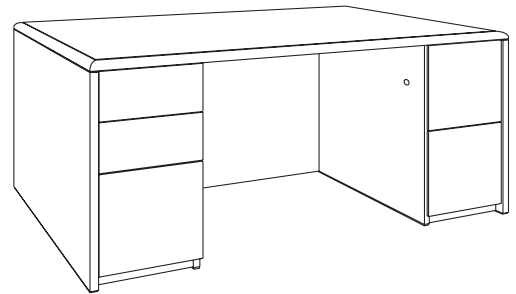
- File drawers have full extension, progressive action slides with precision steel ball bearings
- Box drawers have ³/₄ extension slides with ball bearing rollers
- All suspensions have a lifetime warranty
- Heavy duty file rods in file drawers
- See filing capabilities below

CORD MANAGEMENT

- Standard in U Bridge, Executive L Return, Credenzas, and Highback Organizer on veneer and HPL top units
- Optional wire managers are available (See accessory pages)

LOCKING

- Standard locking in all pedestals and wall mount cabinets
- Highback Organizer features one standard lock for center compartment
- Black, removable cores are standard for all locks
- Pedestal key numbers are randomly assigned (1-5) to all locking pedestals; units with multiple pedestals will be keyed alike
- For key specific lock cores, change keys, and master keys reference page 429



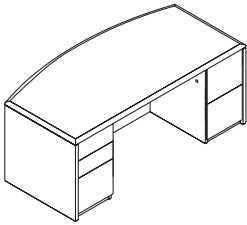
Drawer Description	Interior Dimensions			Front-To-Back Filing Capabilities
	Width	Depth	Height	
Box Drawer—Desk	12 ¹ / ₁₆ "	17"	3 ¹ / ₈ "	N/A
File Drawer—Desk	12 ¹ / ₁₆ "	17"	9 ¹ / ₂ "	Letter
Pencil Drawer—Operational Return	12 ¹ / ₁₆ "	17"	1 ¹ / ₂ "	N/A
Box Drawer—Return	12 ¹ / ₁₆ "	17"	3 ¹ / ₈ "	N/A
File Drawer—Return	12 ¹ / ₁₆ "	17"	9 ¹ / ₂ "	Letter
Box Drawer—Credenza				
21 x 72	15 ¹ / ₁₆ "	17"	3 ¹ / ₈ "	N/A
21 x 66	15 ¹ / ₁₆ "	17"	3 ¹ / ₈ "	N/A
File Drawer—Credenza				
21 x 72	15 ¹ / ₁₆ "	17"	9 ¹ / ₂ "	Legal
21 x 66	15 ¹ / ₁₆ "	17"	9 ¹ / ₂ "	Legal
Lateral File Drawer—Lateral File	31 ¹ / ₃₂ "	15"	9 ¹ / ₂ "	Letter/Letter, Letter/Legal, Legal/Legal or Letter/EDP

- All file drawers file Letter, Legal and EDP side-to-side.

Arrowood – 3100 Series

For accessory information,
see pages 423-438.

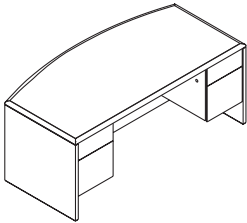
Double Pedestal Desk Arc Top—Full Pedestal



Model No.	Description	US Price	Dimensions					Cartoned Weight	Cubic Feet
			D	W	H	A	KW		
31-3672DFA	Wood	\$ 2849	35¾	71¾	29½	10⅞	39⅝	385 lbs.	50.3
31-3672DHA	HPL	2607	35¾	71¾	29½	10⅞	39⅝	385 lbs.	50.3

- Unit has a full modesty panel
- Depth of arc top is 35¾" at its widest point

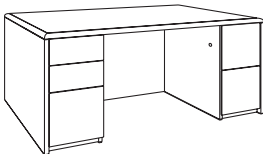
Double Pedestal Desk Arc Top—¾ Pedestal



Model No.	Description	US Price	Dimensions					Cartoned Weight	Cubic Feet
			D	W	H	A	KW		
31-3672DWA	Wood	\$ 2561	35¾	71¾	29½	10⅞	39⅝	350 lbs.	50.3
31-3672DPA	HPL	2333	35¾	71¾	29½	10⅞	39⅝	350 lbs.	50.3

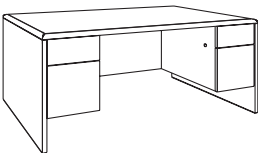
- Unit has a full modesty panel
- Depth of arc top is 35¾" at its widest point

Double Pedestal Desk Full Pedestal



Model No.	Description	US Price	Dimensions					Cartoned Weight	Cubic Feet
			D	W	H	A	KW		
31-3672DF	Wood	\$ 2333	35¾	71¾	29½	10⅞	39⅝	326 lbs.	50.6
31-3672DH	HPL	2042	35¾	71¾	29½	10⅞	39⅝	326 lbs.	50.6
31-3060DF	Wood	\$ 2107	29¾	59¾	29½	4⅞	27⅝	287 lbs.	35.6
31-3060DH	HPL	1817	29¾	59¾	29½	4⅞	27⅝	287 lbs.	35.6

Double Pedestal Desk ¾ Pedestal



Model No.	Description	US Price	Dimensions					Cartoned Weight	Cubic Feet
			D	W	H	A	KW		
31-3672DW	Wood	\$ 2042	35¾	71¾	29½	10⅞	39⅝	294 lbs.	50.6
31-3672DP	HPL	1754	35¾	71¾	29½	10⅞	39⅝	294 lbs.	50.6
31-3060DW	Wood	\$ 1817	29¾	59¾	29½	4⅞	27⅝	257 lbs.	35.6
31-3060DP	HPL	1550	29¾	59¾	29½	4⅞	27⅝	257 lbs.	35.6

Finish Key

MH	Mocha
CW	Cordovan
MC	Amber
AC	Autumn
HN	Honey

To Order, Specify:

1. Model Number
2. Finish Designator

Sample Order Number:

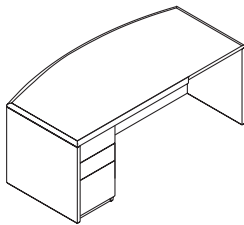
31-3672LFA / CW
 Model No. Finish

Dimension Key

D	Depth
W	Width
H	Height
A	Overhang: Approach Side
KW	Kneespace Width

Quick Ship: Grey shading indicates models in-stock for quick availability. For availability of Quick Ship and all other models, call Customer Service at 1.800.482.1717.

Single Pedestal Desk Arc Top—Full Pedestal

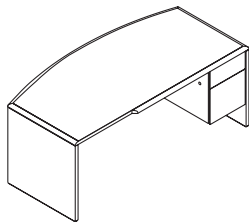


31-3672LFA

Model No.	Description	US Price	Dimensions					Cartoned Weight	Cubic Feet
			D	W	H	A	KW		
Left Pedestal Desk—Full Pedestal									
31-3672LFA	Wood	\$ 2513	35¾	71¾	29½	10⅞	54½	325 lbs.	50.3
31-3672LHA	HPL	2449	35¾	71¾	29½	10⅞	54½	325 lbs.	50.3
Right Pedestal Desk—Full Pedestal									
31-3672RFA	Wood	\$ 2513	35¾	71¾	29½	10⅞	54½	325 lbs.	50.3
31-3672RHA	HPL	2449	35¾	71¾	29½	10⅞	54½	325 lbs.	50.3

- Unit has a full modesty panel
- Depth of arc top is 35¾" at its widest point
- Desks not recommended as freestanding units due to routing in the rim for bridge and executive return

Single Pedestal Desk Arc Top—¾ Pedestal



31-3672RWA

Model No.	Description	US Price	Dimensions					Cartoned Weight	Cubic Feet
			D	W	H	A	KW		
Left Pedestal Desk—¾ Pedestal									
31-3672LWA	Wood	\$ 2368	35¾	71¾	29½	10⅞	54½	310 lbs.	50.3
31-3672LPA	HPL	2148	35¾	71¾	29½	10⅞	54½	310 lbs.	50.3
Right Pedestal Desk—¾ Pedestal									
31-3672RWA	Wood	\$ 2368	35¾	71¾	29½	10⅞	54½	310 lbs.	50.3
31-3672RPA	HPL	2148	35¾	71¾	29½	10⅞	54½	310 lbs.	50.3

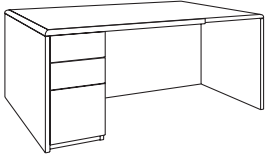
- Unit has a full modesty panel
- Depth of arc top is 35¾" at its widest point
- Desks not recommended as freestanding units due to routing in the rim for bridge and executive return

Arrowood 3100

Arrowood – 3100 Series

For accessory information,
see pages 423-438.

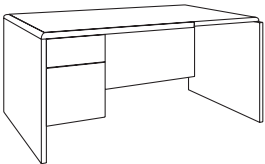
Single Pedestal Desk Full Pedestal



Model No.	Description	US Price	Dimensions					Cartoned Weight	Cubic Feet
			D	W	H	A	KW		
Left Pedestal Desk—Full pedestal									
31-3672LF	Wood	\$ 1995	35¾	71¾	29½	10⅞	54½	284 lbs.	50.6
31-3672LH	HPL	1851	35¾	71¾	29½	10⅞	54½	284 lbs.	50.6
Right Pedestal Desk—Full pedestal									
31-3066ELF	Wood	\$ 1822	29¾	66	29½	4⅞	48¾	250 lbs.	39.2
31-3066ELH	HPL	1676	29¾	66	29½	4⅞	48¾	250 lbs.	39.2
Right Pedestal Desk—Full pedestal									
31-3672RF	Wood	\$ 1995	35¾	71¾	29½	10⅞	54½	284 lbs.	50.6
31-3672RH	HPL	1851	35¾	71¾	29½	10⅞	54½	284 lbs.	50.6
Left Pedestal Desk—¾ Pedestal									
31-3066ERF	Wood	\$ 1822	29¾	66	29½	4⅞	48¾	250 lbs.	39.2
31-3066ERH	HPL	1676	29¾	66	29½	4⅞	48¾	250 lbs.	39.2

- Desks not recommended as freestanding units due to routing in the rim for bridge and executive return

Single Pedestal Desk ¾ Pedestal



Model No.	Description	US Price	Dimensions					Cartoned Weight	Cubic Feet
			D	W	H	A	KW		
Left Pedestal Desk—¾ Pedestal									
31-3672LW	Wood	\$ 1851	35¾	71¾	29½	10⅞	54½	262 lbs.	50.6
31-3672LP	HPL	1561	35¾	71¾	29½	10⅞	54½	262 lbs.	50.6
Right Pedestal Desk—¾ Pedestal									
31-3066ELW	Wood	\$ 1676	29¾	66	29½	4⅞	48¾	226 lbs.	39.2
31-3066ELP	HPL	1396	29¾	66	29½	4⅞	48¾	226 lbs.	39.2
Right Pedestal Desk—¾ Pedestal									
31-3672RW	Wood	\$ 1851	35¾	71¾	29½	10⅞	54½	262 lbs.	50.6
31-3672RP	HPL	1561	35¾	71¾	29½	10⅞	54½	262 lbs.	50.6
Left Pedestal Desk—¾ Pedestal									
31-3066ERW	Wood	\$ 1676	29¾	66	29½	4⅞	48¾	226 lbs.	39.2
31-3066ERP	HPL	1396	29¾	66	29½	4⅞	48¾	226 lbs.	39.2

- Desks not recommended as freestanding units due to routing in the rim for bridge and executive return

Finish Key

MH	Mocha
CW	Cordovan
MC	Amber
AC	Autumn
HN	Honey

To Order, Specify:

1. Model Number
2. Finish Designator

Sample Order Number:

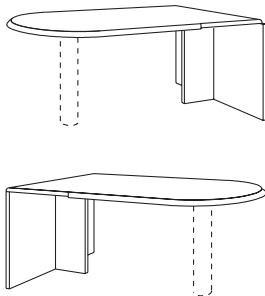
31-3672RF / MC
 Model No. Finish

Dimension Key

D	Depth
W	Width
H	Height
A	Overhang: Approach Side
KW	Kneespace Width

Quick Ship: Grey shading indicates models in-stock for quick availability. For availability of Quick Ship and all other models, call Customer Service at 1.800.482.1717.

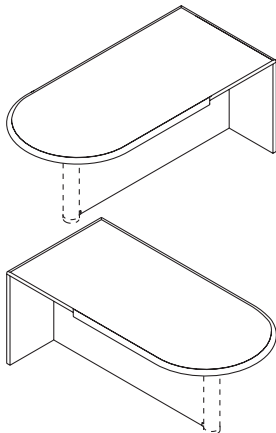
U-Shaped Desk



Model No.	Description	US Price	Dimensions					Cartoned Weight	Cubic Feet
			D	W	H	A	KW		
Left U									
31-3672BLW	Wood Top	\$ 1678	35¾	71¾	29½	1/16	54	143 lbs.	5.9
31-3672BLP	HPL Top	1549	35¾	71¾	29½	1/16	54	143 lbs.	5.9
Right U									
31-3672BRW	Wood Top	\$ 1678	35¾	71¾	29½	1/16	54	143 lbs.	5.9
31-3672BRP	HPL Top	1549	35¾	71¾	29½	1/16	54	143 lbs.	5.9
NAC2804SFB	Support Base Black	\$ 219	4		27¾			10 lbs.	1.0
NAC2804SFBW	Support Base Wood	398	4		27¾			6 lbs.	1.0

- Bullets and credenzas are not recommended for use as freestanding units due to routing the rims for the bridge
- Must specify Support Base

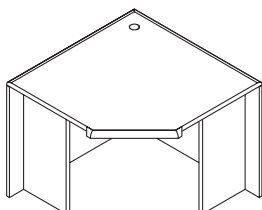
U-Shaped Desk with Modesty



Model No.	Description	US Price	Dimensions					Cartoned Weight	Cubic Feet
			D	W	H	A	KW		
Left U—with Modesty									
31-3672BLMW	Wood Top	\$ 2001	35¾	71¾	29½	1/32	54	165 lbs.	5.9
31-3672BLMP	HPL Top	1873	35¾	71¾	29½	1/32	54	165 lbs.	5.9
Right U—with Modesty									
31-3672BRMW	Wood Top	\$ 2001	35¾	71¾	29½	1/32	54	165 lbs.	5.9
31-3672BRMP	HPL Top	1873	35¾	71¾	29½	1/32	54	165 lbs.	5.9
NAC2804SFB	Support Base Black	\$ 219	4		27¾			10 lbs.	1.0
NAC2804SFBW	Support Base Wood	398	4		27¾			6 lbs.	1.0

- Bullets and credenzas are not recommended for use as freestanding units due to routing the rims for the bridge
- Must specify Support Base

Corner Unit



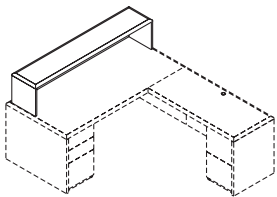
Model No.	Description	US Price	Dimensions					Cartoned Weight	Cubic Feet
			D	W	H	A	KW		
31-3636CUW	Wood Top	\$ 1290	36	36	29½	1/16	17	122 lbs.	5.2
31-3636CUP	HPL Top	1218	36	36	29½	1/16	17	122 lbs.	5.2

- Unit can be attached to Bridge, Executive Return or Multi-File Return only
- Not recommended as a freestanding unit
- Unit shipped unassembled
- Grain direction runs diagonal on worksurface

Arrowood – 3100 Series

For accessory information,
see pages 423-438.

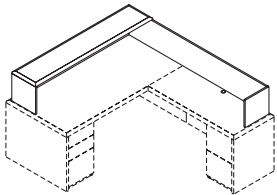
Transaction Counter Desk Unit



Model No.	Description	US Price	Dimensions			Cartoned Weight	Cubic Feet
			D	W	H		
31-1472TCW	Wood Top	\$ 632	14 ²⁵ / ₃₂	69 ¹ / ₃₂	15 ³ / ₁₆	73 lbs.	2.4
31-1472TCP	HPL Top	580	14 ²⁵ / ₃₂	69 ¹ / ₃₂	15 ³ / ₁₆	73 lbs.	2.4
31-1466TCW	Wood Top	\$ 568	14 ²⁵ / ₃₂	63 ¹ / ₃₂	15 ³ / ₁₆	67 lbs.	2.2
31-1466TCP	HPL Top	516	14 ²⁵ / ₃₂	63 ¹ / ₃₂	15 ³ / ₁₆	67 lbs.	2.2

- Some assembly required

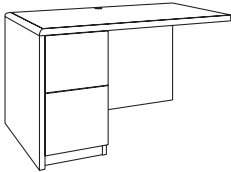
Transaction Counter L Unit



Model No.	Description	US Price	Dimensions			Cartoned Weight	Cubic Feet
			D	W	H		
31-7286TCW	Wood Top	\$ 905	82 ¹ / ₂	69 ¹ / ₃₂	15 ³ / ₁₆	101 lbs.	3.3
31-7286TCP	HPL Top	826	82 ¹ / ₂	69 ¹ / ₃₂	15 ³ / ₁₆	101 lbs.	3.3
31-6680TCW	Wood Top	\$ 839	76 ¹ / ₂	63 ¹ / ₃₂	15 ³ / ₁₆	94 lbs.	3.1
31-6680TCP	HPL Top	762	76 ¹ / ₂	63 ¹ / ₃₂	15 ³ / ₁₆	94 lbs.	3.1

- Transaction surface spans over the desk only
- Some assembly required

Executive Return Full Pedestal



31-2450LF

Left Executive Return—Full Pedestal				A	KW	Cartoned Weight	Cubic Feet
Model No.	Description	US Price	D				
31-2450LF	Wood	\$ 1423	23 ³ / ₄	51 ³ / ₄	29 ¹ / ₂	169 lbs.	24.9
31-2450LH	HPL	1278	23 ³ / ₄	51 ³ / ₄	29 ¹ / ₂	169 lbs.	24.9
31-2442LF	Wood	\$ 1341	23 ³ / ₄	43 ³ / ₄	29 ¹ / ₂	156 lbs.	20.8
31-2442LH	HPL	1196	23 ³ / ₄	43 ³ / ₄	29 ¹ / ₂	156 lbs.	20.8
Right Executive Return—Full Pedestal				A	KW	Cartoned Weight	Cubic Feet
Model No.	Description	US Price	D				
31-2450RF	Wood	\$ 1423	23 ³ / ₄	51 ³ / ₄	29 ¹ / ₂	169 lbs.	24.9
31-2450RH	HPL	1278	23 ³ / ₄	51 ³ / ₄	29 ¹ / ₂	169 lbs.	24.9
31-2442RF	Wood	\$ 1341	23 ³ / ₄	43 ³ / ₄	29 ¹ / ₂	156 lbs.	20.8
31-2442RH	HPL	1196	23 ³ / ₄	43 ³ / ₄	29 ¹ / ₂	156 lbs.	20.8

- Grain direction runs front to back on worksurface

Finish Key

MH	Mocha
CW	Cordovan
MC	Amber
AC	Autumn
HN	Honey

To Order, Specify:

1. Model Number
2. Finish Designator

Sample Order Number:

31-2442RW / HN
 Model No. Finish

Dimension Key

D	Depth
W	Width
H	Height
A	Overhang: Approach Side
KW	Kneespace Width

Quick Ship: Grey shading indicates models in-stock for quick availability. For availability of Quick Ship and all other models, call Customer Service at 1.800.482.1717.

Executive Return ¾ Pedestal

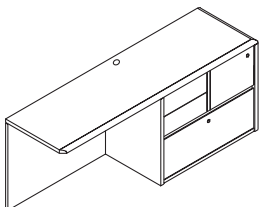
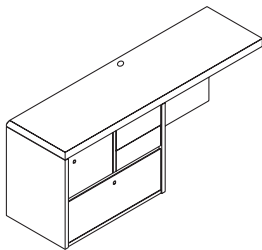


31-2450RW

Model No.	Description	US Price	Dimensions					Cartoned Weight	Cubic Feet
			D	W	H	A	KW		
Left Executive Return—¾ Pedestal									
31-2450LW	Wood	\$ 1278	23¾	51¾	29½	1/16	34½	151 lbs.	24.9
31-2450LP	HPL	1138	23¾	51¾	29½	1/16	34½	151 lbs.	24.9
Right Executive Return—¾ Pedestal									
31-2442LW	Wood	\$ 1196	23¾	43¾	29½	1/16	25¾	139 lbs.	20.8
31-2442LP	HPL	1056	23¾	43¾	29½	1/16	25¾	139 lbs.	20.8
31-2450RW	Wood	\$ 1278	23¾	51¾	29½	1/16	34½	151 lbs.	24.9
31-2450RP	HPL	1138	23¾	51¾	29½	1/16	34½	151 lbs.	24.9
31-2442RW	Wood	\$ 1196	23¾	43¾	29½	1/16	25¾	139 lbs.	20.8
31-2442RP	HPL	1056	23¾	43¾	29½	1/16	25¾	139 lbs.	20.8

- Grain direction runs front to back on worksurface

Multi-File Return



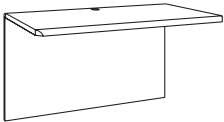
Left Return—Multi-File			D	W	H	A	KW	Cartoned Weight	Cubic Feet
31-2472LWRM	Wood Top	\$ 1986	23¾	71¾	29½	1/16	36		
31-2472LPRM	HPL Top	1840	23¾	71¾	29½	1/16	36	271 lbs.	33.6
Right Return—Multi-File			D	W	H	A	KW	Cartoned Weight	Cubic Feet
31-2472RWRM	Wood Top	\$ 1986	23¾	71¾	29½	1/16	36		
31-2472RPRM	HPL Top	1840	23¾	71¾	29½	1/16	36	271 lbs.	33.6

- Unit can be attached to Corner Unit, Single Pedestal Desk or U-Shaped Desk only

Arrowood 3100

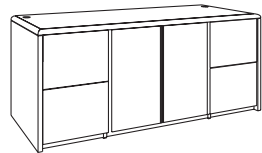
Arrowood – 3100 Series

For accessory information,
see pages 423-438.

Bridge	Model No.	Description	US Price	Dimensions					Cartoned Weight	Cubic Feet
				D	W	H	A	KW		
	31-2448UW	Wood	\$ 424	23¾	50½	29½	¼	48	83 lbs.	3.3
	31-2448UP	HPL	367	23¾	50½	29½	¼	48	83 lbs.	3.3
	31-2442UW	Wood	\$ 390	23¾	44½	29½	⅙	39½	76 lbs.	3.0
	31-2442UP	HPL	334	23¾	44½	29½	⅙	39½	76 lbs.	3.0

- For use with single pedestal desks
- Some assembly required
- Grain direction runs front to back on worksurface

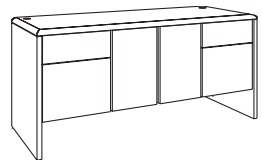
Storage Credenza Full Pedestal



				D	W	H	A		
31-2172SF	Wood	\$ 2207		21	71¾	29½	⅙	320 lbs.	30.7
31-2172SH	HPL	1918		21	71¾	29½	⅙	320 lbs.	30.7
31-2166SF	Wood	\$ 1998		21	66	29½	⅙	300 lbs.	28.3
31-2166SH	HPL	1709		21	66	29½	⅙	300 lbs.	28.3

- Storage credenza features standard adjustable laminate shelves which measure 12" deep and 1" thick
- The 31-2172 credenza shelves are 32¾" wide, and the 31-2166 shelves are 27½" wide

Storage Credenza ¾ Pedestal



				D	W	H	A		
31-2172SW	Wood	\$ 1918		21	71¾	29½	⅙	266 lbs.	30.7
31-2172SP	HPL	1775		21	71¾	29½	⅙	266 lbs.	30.7
31-2166SW	Wood	\$ 1709		21	66	29½	⅙	246 lbs.	28.3
31-2166SP	HPL	1547		21	66	29½	⅙	246 lbs.	28.3

- Storage credenza features standard adjustable laminate shelves which measure 12" deep and 1" thick
- The 31-2172 credenza shelves are 33¾" wide, and the 31-2166 shelves are 27½" wide

Finish Key

MH	Mocha
CW	Cordovan
MC	Amber
AC	Autumn
HN	Honey

To Order, Specify:

1. Model Number
2. Finish Designator

Sample Order Number:


31-2448UP / MC
 Model No. Finish

Dimension Key

D	Depth
W	Width
H	Height
A	Overhang: Approach Side
KW	Kneespace Width

Quick Ship: Grey shading indicates models in-stock for quick availability. For availability of Quick Ship and all other models, call Customer Service at 1.800.482.1717.

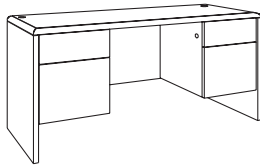
Kneespace Credenza Full Pedestal



Model No.	Description	US Price	Dimensions					Cartoned Weight	Cubic Feet
			D	W	H	A	KW		
31-2172XF	Wood	\$ 2159	21	71¾	29½	1/16	33⅝	260 lbs.	30.7
31-2172XH	HPL	1868	21	71¾	29½	1/16	33⅝	260 lbs.	30.7
31-2166XF	Wood	\$ 1951	21	66	29½	1/16	27⅞	275 lbs.	28.3
31-2166XH	HPL	1661	21	66	29½	1/16	27⅞	275 lbs.	28.3

- Kneespace credenzas have standard wire management centered in the modesty panel and 1¾" from the top

Kneespace Credenza ¾ Pedestal



Model No.	Description	US Price	Dimensions					Cartoned Weight	Cubic Feet
			D	W	H	A	KW		
31-2172XW	Wood	\$ 1868	21	71¾	29½	1/16	33⅝	222 lbs.	30.7
31-2172XP	HPL	1723	21	71¾	29½	1/16	33⅝	222 lbs.	30.7
31-2166XW	Wood	\$ 1661	21	66	29½	1/16	27⅞	208 lbs.	28.3
31-2166XP	HPL	1497	21	66	29½	1/16	27⅞	208 lbs.	28.3

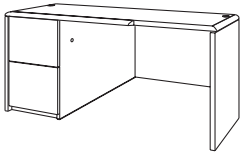
- Kneespace credenzas have standard wire management centered in the modesty panel and 1¾" from the top

Arrowood 3100

Arrowood – 3100 Series

For accessory information,
see pages 423-438.

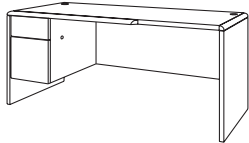
Single Pedestal Credenza Full Pedestal



Model No.	Description	US Price	Dimensions					Cartoned Weight	Cubic Feet
			D	W	H	A	KW		
Left Pedestal Credenza—Full Pedestal									
31-2172LF	Wood	\$ 1569	21	71¾	29½	⅙	53¾	212 lbs.	30.7
31-2172LH	HPL	1423	21	71¾	29½	⅙	53¾	212 lbs.	30.7
Right Pedestal Credenza—Full Pedestal									
31-2166LF	Wood	\$ 1530	21	66	29½	⅙	45½	201 lbs.	28.3
31-2166LH	HPL	1391	21	66	29½	⅙	45½	201 lbs.	28.3
Right Pedestal Credenza—Full Pedestal									
31-2172RF	Wood	\$ 1569	21	71¾	29½	⅙	53¾	212 lbs.	30.7
31-2172RH	HPL	1423	21	71¾	29½	⅙	53¾	212 lbs.	30.7
Left Pedestal Credenza—¾ Pedestal									
31-2166RF	Wood	\$ 1530	21	66	29½	⅙	45½	201 lbs.	28.3
31-2166RH	HPL	1391	21	66	29½	⅙	45½	201 lbs.	28.3

- Single Pedestal Credenzas not recommended for use as freestanding units due to routing in the rim for the bridge

Single Pedestal Credenza ¾ Pedestal



Model No.	Description	US Price	Dimensions					Cartoned Weight	Cubic Feet
			D	W	H	A	KW		
Left Pedestal Credenza—¾ Pedestal									
31-2172LW	Wood	\$ 1423	21	71¾	29½	⅙	53¾	188 lbs.	30.7
31-2172LP	HPL	1272	21	71¾	29½	⅙	53¾	188 lbs.	30.7
Right Pedestal Credenza—¾ Pedestal									
31-2166LW	Wood	\$ 1391	21	66	29½	⅙	45½	186 lbs.	28.3
31-2166LP	HPL	1237	21	66	29½	⅙	45½	186 lbs.	28.3
Right Pedestal Credenza—¾ Pedestal									
31-2172RW	Wood	\$ 1423	21	71¾	29½	⅙	53¾	188 lbs.	30.7
31-2172RP	HPL	1272	21	71¾	29½	⅙	53¾	188 lbs.	30.7
Left Pedestal Credenza—¾ Pedestal									
31-2166RW	Wood	\$ 1391	21	66	29½	⅙	45½	186 lbs.	28.3
31-2166RP	HPL	1237	21	66	29½	⅙	45½	186 lbs.	28.3

- Single Pedestal Credenzas not recommended for use as freestanding unit due to routing in the rim for the bridge

Finish Key

MH	Mocha
CW	Cordovan
MC	Amber
AC	Autumn
HN	Honey

To Order, Specify:

1. Model Number
2. Finish Designator

Sample Order Number:

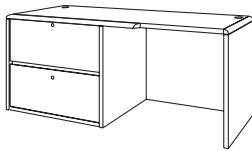
31-2172RF	/	CW
Model No.		Finish

Dimension Key

D	Depth
W	Width
H	Height
A	Overhang: Approach Side
KW	Kneespace Width

Quick Ship: Grey shading indicates models in-stock for quick availability. For availability of Quick Ship and all other models, call Customer Service at 1.800.482.1717.

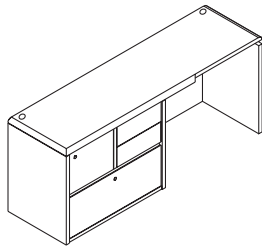
Single Pedestal Credenza With Lateral File



Model No.	Description	US Price	Dimensions					Cartoned Weight	Cubic Feet
			D	W	H	A	KW		
Left Pedestal Credenza—Lateral File									
31-2172LW2	Wood Top	\$ 1742	21	71 ³ / ₄	29 ¹ / ₂	1 ¹ / ₁₆	34 ³ / ₄	225 lbs.	30.7
31-2172LP2	HPL Top	1598	21	71 ³ / ₄	29 ¹ / ₂	1 ¹ / ₁₆	34 ³ / ₄	237 lbs.	30.7
Right Pedestal Credenza—Lateral File									
31-2166LW2	Wood Top	\$ 1642	21	66	29 ¹ / ₂	1 ¹ / ₁₆	29 ¹ / ₄	222 lbs.	28.3
31-2166LP2	HPL Top	1495	21	66	29 ¹ / ₂	1 ¹ / ₁₆	29 ¹ / ₄	233 lbs.	28.3
Right Pedestal Credenza—Lateral File									
31-2172RW2	Wood Top	\$ 1742	21	71 ³ / ₄	29 ¹ / ₂	1 ¹ / ₁₆	34 ³ / ₄	225 lbs.	30.7
31-2172RP2	HPL Top	1598	21	71 ³ / ₄	29 ¹ / ₂	1 ¹ / ₁₆	34 ³ / ₄	237 lbs.	30.7
31-2166RW2	Wood Top	\$ 1642	21	66	29 ¹ / ₂	1 ¹ / ₁₆	29 ¹ / ₄	222 lbs.	28.3
31-2166RP2	HPL Top	1495	21	66	29 ¹ / ₂	1 ¹ / ₁₆	29 ¹ / ₄	233 lbs.	28.3

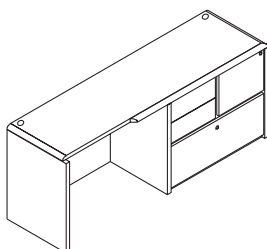
- Single pedestal credenza with lateral file may be substituted for a single pedestal credenza in an Executive U unit
- Single pedestal credenzas not recommended for use as freestanding units due to routing in the rim for the bridge

Single Pedestal Credenza with Multi-File



Model No.	Description	US Price	Dimensions					Cartoned Weight	Cubic Feet
			D	W	H	A	KW		
Left Pedestal Credenza—Multi-File									
31-2472LWCM	Wood Top	\$ 2134	23 ³ / ₄	71 ³ / ₄	29 ¹ / ₂	1 ¹ / ₁₆	36	276 lbs.	34.4
31-2472LPCM	HPL Top	1998	23 ³ / ₄	71 ³ / ₄	29 ¹ / ₂	1 ¹ / ₁₆	36	276 lbs.	34.4
Right Pedestal Credenza—Multi-File									
31-2472RWCM	Wood Top	\$ 2134	23 ³ / ₄	71 ³ / ₄	29 ¹ / ₂	1 ¹ / ₁₆	36	276 lbs.	34.4
31-2472RPCM	HPL Top	1998	23 ³ / ₄	71 ³ / ₄	29 ¹ / ₂	1 ¹ / ₁₆	36	276 lbs.	34.4

- A single pedestal credenza with multi-file may be substituted for a single pedestal credenza in an Executive U unit
- Single pedestal credenza not recommended for use as freestanding units due to routing in the rim for the bridge

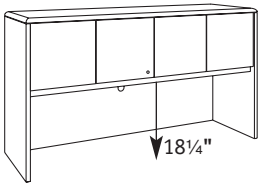


Arrowood 3100

Arrowood – 3100 Series

For accessory information,
see pages 423-438.

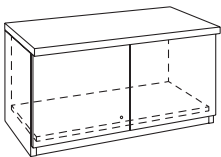
Highback Organizer



Model No.	Description	US Price	Dimensions				Cartoned Weight	Cubic Feet
			D	W	H	A		
31-15720SC	Laminate Top	\$ 1620	14 ³ / ₄	69	36	1/16	182 lbs.	24.9
31-15660SC	Laminate Top	1570	14 ³ / ₄	63	36	1/16	165 lbs.	22.5
NAC49TLB	Black Task Light	\$ 203	7 ⁹ / ₁₆	48	2		14 lbs.	1.2

- Highback Organizer features (4) side hinged doors, full back panels with cord management
- Tackboards are available in Accessories; see page 437 for matrix


Universal Wall Mount Cabinet



Model No.	Description	US Price	Dimensions			Cartoned Weight	Cubic Feet
			D	W	H		
15360S	Wood Top	\$ 795	14 ³ / ₄	35 ⁵ / ₈	17 ¹ / ₂	101 lbs.	9.4
15300S	Wood Top	728	14 ³ / ₄	29 ⁵ / ₈	17 ¹ / ₂	86 lbs.	7.9
ABWMD	48" Wall Mount Kit	\$ 47	1/2	48	2	2 lbs.	0.1
ABWMF	72" Wall Mount Kit	50	1/2	72	2	4 lbs.	0.2
NAC25TLB	Black Task Light	\$ 177	7 ⁹ / ₁₆	24	2	8 lbs.	0.6

- Cabinet has flat edge detail
- Must specify Wall Mount Kit
- Wall mount extrusions can be cut to size in the field
- National recommends that each overhead cabinet be secured by a minimum of 2 mounting locations (studs); National will not be liable for wall mount cabinets that are not properly installed

Lateral File Two Drawer



Model No.	Description	US Price	Dimensions				Cartoned Weight	Cubic Feet
			D	W	H	A		
31-2136FRW	Wood Top	\$ 1166	21	35 ¹ / ₂	29 ¹ / ₂	1/16	148 lbs.	15.6
31-2136FRP	HPL Top	1122	21	35 ¹ / ₂	29 ¹ / ₂	1/16	148 lbs.	15.6

- Lateral file has an unfinished back

Finish Key

MH	Mocha
CW	Cordovan
MC	Amber
AC	Autumn
HN	Honey

To Order, Specify:

1. Model Number
2. Finish Designator

Sample Order Number:

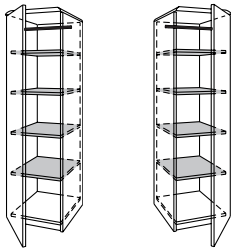
31-1866CL / CW
 Model No. Finish

Dimension Key

D	Depth
W	Width
H	Height
A	Overhang: Approach Side
KW	Kneespace Width

Quick Ship: Grey shading indicates models in-stock for quick availability. For availability of Quick Ship and all other models, call Customer Service at 1.800.482.1717.

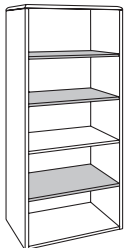
Single Storage Cabinet/Wardrobe



Model No.	Description	US Price	Dimensions			Cartoned Weight	Cubic Feet
Single Storage Cabinet—Left Unit							
31-1866CL	Wood Top	\$ 1716	D	W	H	160 lbs.	17.9
Inside Dimensions			18 ¹¹ / ₃₂	16 ¹ / ₂	61 ⁷ / ₃₂		
Single Storage Cabinet—Right Unit							
31-1866CR	Wood Top	\$ 1716	D	W	H	160 lbs.	17.9
Inside Dimensions			18 ¹¹ / ₃₂	16 ¹ / ₂	61 ⁷ / ₃₂		

- Single Storage Cabinet can be used as a wardrobe unit by removing the 4 adjustable laminate shelves
- Removable Coat Rod is standard
- Unit has an unfinished back

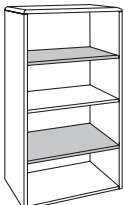
Bookcase 4 Shelf



Model No.	Description	US Price	D	W	H	A	Cartoned Weight	Cubic Feet
31-3266BCO	Wood Top	\$ 1102	13	31 ¹ / ₂	65 ³ / ₄	¹ / ₄	129 lbs.	26.3

- Bookcase shelves hold 100 lbs. of evenly distributed weight
- Adjustable shelves can be adjusted 2¹/₂" up or down
- Bookcase has an unfinished back
- Shaded shelves are adjustable

Bookcase 3 Shelf

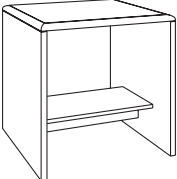


Model No.	Description	US Price	D	W	H	A	Cartoned Weight	Cubic Feet
31-3253BCO	Wood Top	\$ 862	13	31 ¹ / ₂	53	¹ / ₄	103 lbs.	21.5

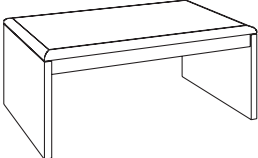
- Bookcase shelves hold 100 lbs. of evenly distributed weight
- Adjustable shelves can be adjusted 2¹/₂" up or down
- Bookcase has an unfinished back
- Shaded shelves are adjustable

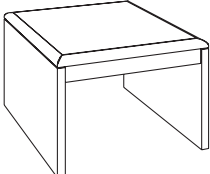
Arrowood – 3100 Series

For accessory information,
see pages 423-438.

Printer/Terminal Stand	Model No.	Description	US Price	Dimensions					Cartoned Weight	Cubic Feet
				D	W	H	A	KW		
	31-2430ESP	HPL Top	\$ 896	23 ³ / ₄	29 ¹ / ₂	29 ¹ / ₂		27 ³ / ₈	98 lbs.	14.4
	MPK-4	Set of 4 casters	\$ 53						1 lb.	0.2

- Fixed shelf is 12" deep, 27³/₈" wide and ³/₄" thick
- Open back

Magazine Table	Model No.	Description	US Price	Dimensions				Cartoned Weight	Cubic Feet
				D	W	H	A		
	31-2040TP	HPL Top	\$ 563	19 ³ / ₄	39 ¹ / ₂	16	1/4	65 lbs.	9.6

End Table	Model No.	Description	US Price	Dimensions				Cartoned Weight	Cubic Feet
				D	W	H	A		
	31-2424TP	HPL Top	\$ 514	23 ³ / ₄	23 ¹ / ₂	19	1/4	62 lbs.	7.9

Finish Key

MH	Mocha
CW	Cordovan
MC	Amber
AC	Autumn
HN	Honey

To Order, Specify:

1. Model Number
2. Finish Designator

Sample Order Number:

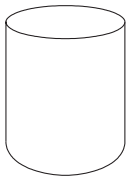
31-2040TP / AC
 \ \
 Model No. Finish

Dimension Key

D	Depth
W	Width
H	Height
A	Overhang: Approach Side
KW	Kneespace Width

Quick Ship: Grey shading indicates models in-stock for quick availability. For availability of Quick Ship and all other models, call Customer Service at 1.800.482.1717.

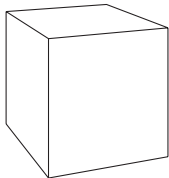
General Purpose Occasional Table Cylinder



Model No.	Description	US Price	Dimensions		Cartoned Weight	Cubic Feet
			W	H		
OW-C2220	Wood	\$ 846	22	20	35 lbs.	7.3
OP-C2120	HPL	482	21	20	40 lbs.	5.8

- Flat edge detail

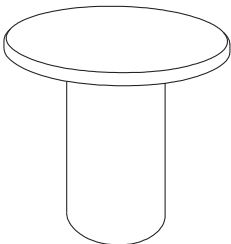
General Purpose Occasional Table Cube



Model No.	Description	US Price	D	W	H	Cartoned Weight	Cubic Feet
OW-S2220	Wood	\$ 775	22	22	20	33 lbs.	7.3
OP-S2120	HPL	450	21	21	20	35 lbs.	5.8

- Flat edge detail

Wood Round Table with Radius Edge



Model No.	Description	US Price	W	H	Cartoned Weight	Cubic Feet
CCW36RDW	36" Wood Top	\$ 995	36	1 ⁹ / ₁₆	40 lbs.	2.4
QCCW42RDW	42" Wood Top	1229	42	1 ⁹ / ₁₆	54 lbs.	3.2
CCW42RDW	42" Wood Top	1229	42	1 ⁹ / ₁₆	54 lbs.	3.2
CCW48RDW	48" Wood Top	1522	48	1 ⁹ / ₁₆	71 lbs.	4.2
BW-16	Wood Cylinder Base	\$ 847	16	27 ¹ / ₂	115 lbs.	5.3

- Must specify Radius (A) Rim Profile after model number
- Cylinder base is weighted for stability
- See Tables section for additional edge and base options
- Reference complete contemporary conference table offering for additional options

Arrowood 3100

